



NFWF Walmart 



Acres for America

Grantee Webinar - March 21, 2017
Chris West and Kimberly Shriner



Webinar Etiquette

- Mute your phone.
- Do not hit your phone's HOLD button.
- Question?
Type it in the **Chat box** on the control panel.
We will repeat your question to the group and respond at the end of the webinar.
- Problem?
Type it into the **Chat box** on the control panel.
We will try to resolve it during the webinar.
- This **Webinar** and **Tip Sheet** can be found at [Acres for America](#) program page.



About Us

The National Fish and Wildlife Foundation (NFWF) is a 501 (c)(3) non-profit dedicated to conserving and restoring our nation's native fish and wildlife and the habitats on which they rely.

NFWF invests both public and private conservation dollars to achieve its mission.

WHO WE ARE

- Chartered by Congress in 1984
- 30 member Board appointed by Secretary of the Interior
 - Includes FWS Director and NOAA Administrator

WHAT WE DO

- Sustain, restore, enhance the nation's natural heritage
- Bring collaboration among federal agencies & private sector
- Create common ground among diverse interests

HOW WE DO IT

- Leverage public funding with private money – average 3:1
- On-the-ground conservation projects through grant making



NFWF's Business and Operations Model

Non-Federal Partner Resources

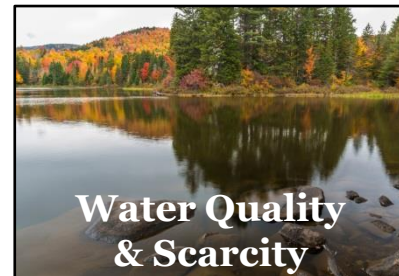
- Corporations
- Foundations
- Private Donors
- Mitigation & Settlements
- States
- NGOs

Federal Government Resources

- Appropriations
- Cooperative Agreements



**Convener of focused, leveraged funding & leadership
for priority wildlife & habitat conservation
through grant making**



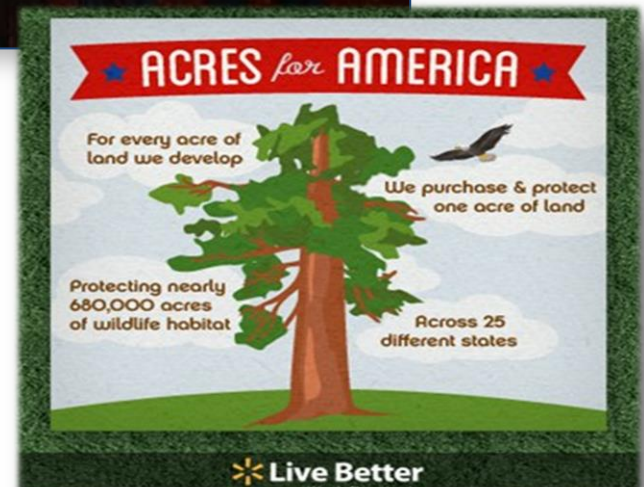


Walmart's Acres for America

Today, **Acres for America** has become one of the most visible and effective partnerships in conservation.



Acres for America was launched on **April 12, 2005 at the National Geographic Society** in Washington, DC.





Acres for America

Since 2005, the Acres for America program has invested in conservation projects of national significance that also benefit people and local economies.



Acres for America Goals

- Conserve critical habitats for birds, fish, plants and wildlife
- Connect existing protected lands to unify wild places and protect migration routes
- Provide access for people to enjoy the outdoors
- Ensure the future of local economies that depend on forestry, ranching and wildlife




Walmart's **\$40.7M** investment has leveraged more than **\$482M** in matching contributions, making this one of the most efficient conservation programs in history.

2005 Goal: Protect **100,000 acres** of land to offset Walmart's domestic development footprint.

As of 2016:

- **More than 1 million acres protected**, an area comparable in size to Grand Canyon National Park
- **72 projects in 35 states**, the District of Columbia and Puerto Rico, working with over 100 partners
- **Connected over 10 million acres** to support landscape-scale conservation and wildlife migration

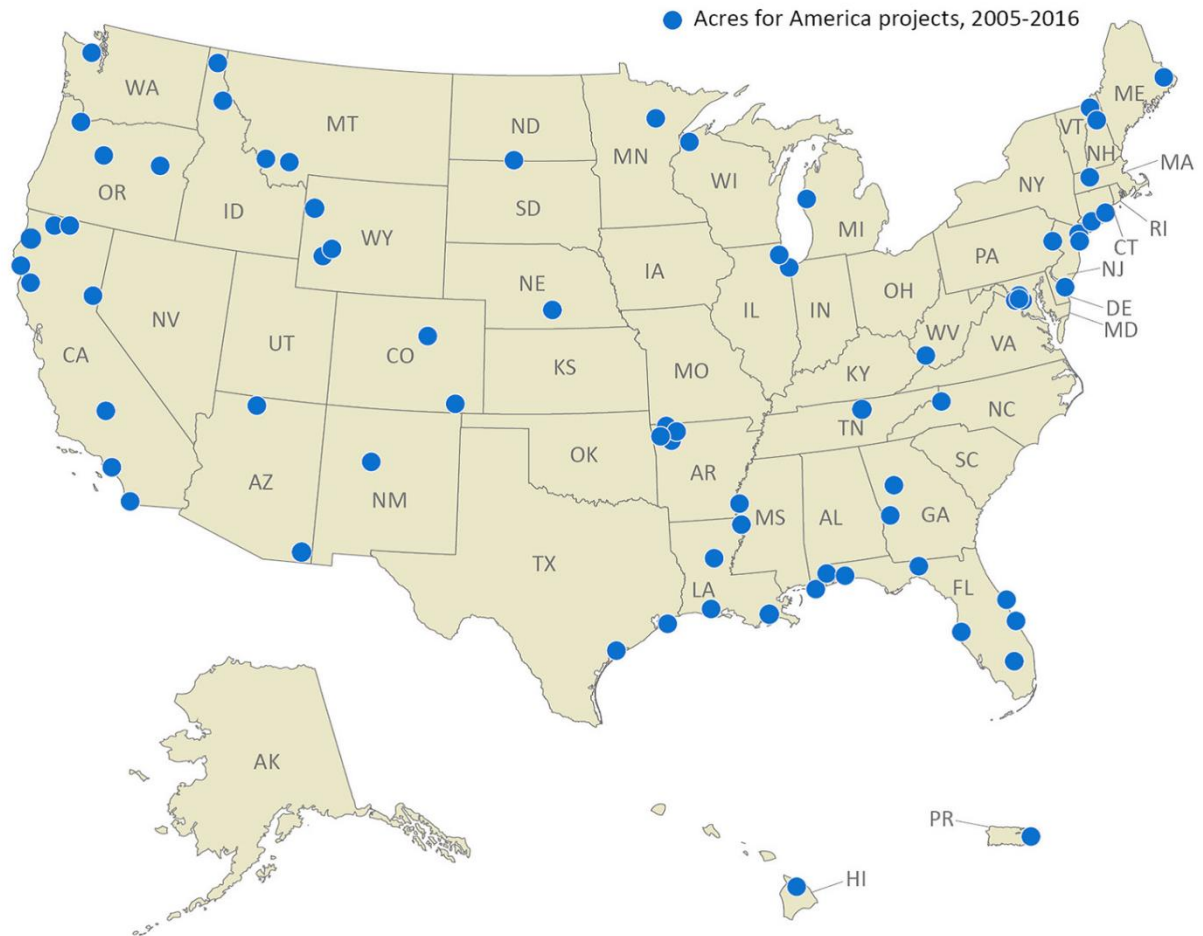




Acres for America 2005- 2016

72 projects in **35** states
have been funded to
protect and preserve
habitat and open spaces
and connect vital
wildlife corridors.

1,220,569 Acres Protected!!





Acres for America: Grant Recipients

Walmart has supported numerous groups and agencies representing thousands of individuals and hundreds of communities.





Acres for America: Funding Partners

Walmart donations have leveraged significant funds from organizations, foundations and government agencies.





Acres for America: 2017 Funding Availability

Funding Available:

- Approximately \$3.5 million is available in 2017. We anticipate between six (6) and eight (8) projects will be awarded funds.



Programmatic Focus:

- To be considered for funding through the Acres for America program, land acquisitions and conservation easements should meet the following criteria:



Acres for America: Program Criteria

Conservation Criteria:

- Protect or contribute to the protection of significant acres of land, and address one/more program priorities.
- National or State conservation priority.
- Protect critical fish and wildlife species.
- Expand wildlife connectivity.
- Expand public access to nature.
- Benefit local economies.
- Provide a range of ecological services.



Acres for America: Program Criteria

Additional Criteria:

- Shapefile delineating the land proposed in the context of adjacent protected lands.
- Final disposition of land, including long-term ownership and management plans.
- Conservation easement restrictions.
- Please view the NFWF website page “[Guidance to Applicants Requesting Funds for the Acquisition of Interests in Real Property](#)” for pre- and post-project requirements.

***Please note, there is a requirement for the inclusion of NFWF language in grant agreements, deeds, conservation easements.*



Acres for America: Project Metrics

Project Activity	Metric
Conservation Easements	# acres protected under easement (include acres of wetland, timberland, grazing lands protected)
Conservation Easements	# acres connected as a result of this easement
Conservation Easements	# stream/riverine/riparian miles protected as a result of this easement
Land Acquisitions	# acres acquired in fee (include acres of wetland, timberland, grazing lands protected)
Land Acquisitions	# acres connected as a result of this acquisition
Land Acquisitions	# stream/riverine/riparian miles protected as a result of this acquisition
Economic Benefits	# jobs created # jobs sustained
Public Access	# acres opened to public access # miles opened to public access



Acres for America: Match and Eligibility

Match Requirements:

- Grants require a minimum 1:1 match in the form of cash, in-kind contributions of goods and services, and/or donated land value.
- Federal funds may be considered as match.

Eligibility:

- Non-profits, state/local/municipal governments, Indian tribes, and educational institutions.
- The fee transfer or perpetual easement must qualify for "conservation purposes" as defined by IRS Code 170(h).
- Provide all acquisition documents, including appraisals, title reports, surveys, mineral rights assessments, etc.



Acres for America: Grant Process

Grant Process:

- Please contact the regional office contact person listed in RFP to discuss your project and its potential fit for the Acres for America and/or other NFWF programs.
- Two-stage process: 1) pre-proposal, 2) full proposal.
- The pre-proposal deadline is **April 13**. Only pre-proposals submitted through Easygrants are considered.
- Selected pre-proposals will be invited to submit full proposals. Invitations will be emailed by **May 16**.
- The full proposal deadline is **June 29**.
- Final funding decisions will be made by the NFWF Board of Directors **November 8**.



Program Examples

- Blue Creek (CA)
- Cienega Grasslands (AZ)
- Skinner Mountain (TN)
- Antelope Flats, Grand Teton National Park (WY)
- Fleming Plantation, Jean Lafitte National Park (LA)

Blue Creek (California)



Purchase of **47,097 acres** of land along the lower Klamath River and its most important tributary, Blue Creek, in the globally important Klamath Siskiyou ecoregion. The project will create a cold-water sanctuary essential for the survival of Coho and Chinook salmon, as well as a sustainable community forest to help revitalize the economy of the Yurok tribe.



Cienega Grasslands (Arizona)



Conservation easements placed on the **19,044-acre** Cienega Grassland Ranch, an area of high-quality native grasslands and wildlife habitat located in southeastern Arizona. Protection of these acres will allow working cattle operations to be maintained in the face of increasing pressure for residential development, fragmentation and conversion to intensive agriculture. An important conservation corridor for desert and grassland bird species will also be preserved.



Skinner Mountain (Tennessee)



Acquisition of **14,600 acres** of working hardwood forestland in Tennessee's Cumberland Plateau will protect critical karst habitat for seven bat species of Greatest Conservation Need, most notably three listed bat species: Indiana bat, gray bat and northern long-eared bat. The project will also preserve important ecological sites, increase land connectivity, sustain forestry jobs, create new public recreation opportunities, and preserve water quality and forest health.



Antelope Flats, Grand Teton National Park (Wyoming)



Identified as the highest national priority acquisition for the National Park Service, the **640-acre** Antelope Flats inholding was purchased from the State of Wyoming and incorporated into Grand Teton National Park. This land serves as a critical migration route for elk, pronghorn, moose, bison and wolves, and its protection will ensure that the natural and scenic resource value of Grand Teton National Park remains protected in perpetuity.

Fleming Plantation (Louisiana)

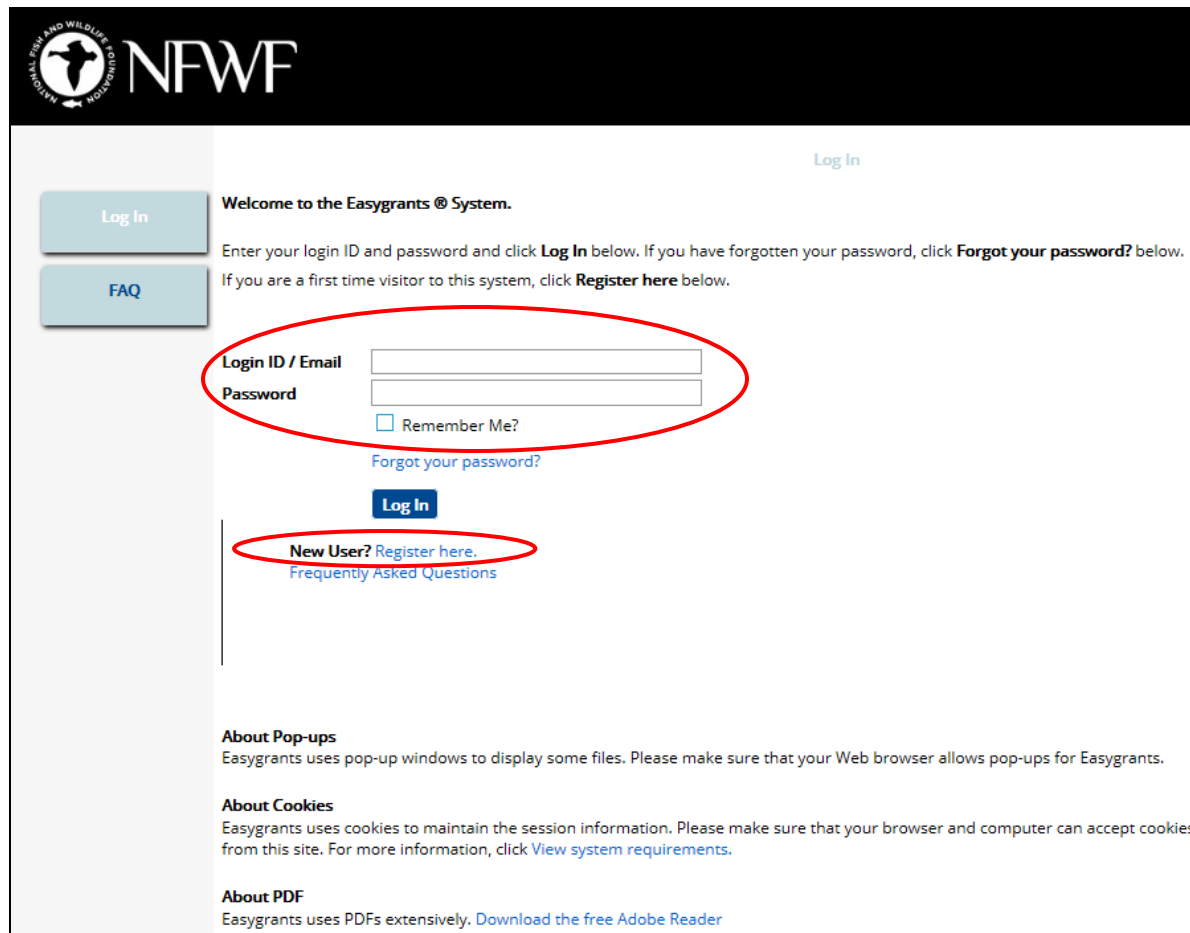


The **3,476-acre** Fleming Plantation will be incorporated into Jean Lafitte National Historical Park and Preserve, a biological hotspot, providing forest, marsh and aquatic habitat for migratory birds, fish and other wetland wildlife. The conservation of this property will improve the ecological integrity of the Louisiana Gulf Coast while expanding opportunities for public recreation and building resiliency against storm surge and other climate induced threats.

How to Submit a Pre-proposal through Easygrants

GETTING STARTED

1. Go to <http://easygrants.nfwf.org>
2. Login or Register



NFWF

Log In

FAQ

Welcome to the Easygrants @ System.

Enter your login ID and password and click **Log In** below. If you have forgotten your password, click **Forgot your password?** below. If you are a first time visitor to this system, click **Register here** below.

Login ID / Email

Password

☐ Remember Me?

[Forgot your password?](#)

Log In

[New User? Register here.](#)

[Frequently Asked Questions](#)

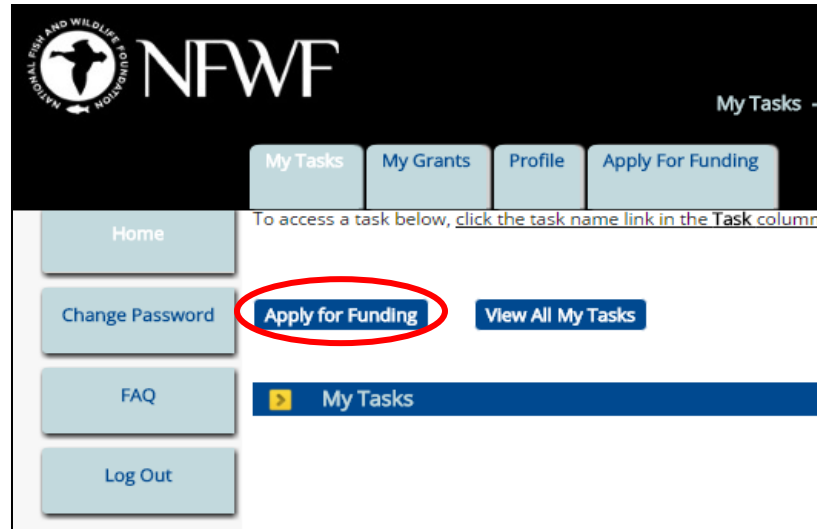
About Pop-ups
Easygrants uses pop-up windows to display some files. Please make sure that your Web browser allows pop-ups for Easygrants.

About Cookies
Easygrants uses cookies to maintain the session information. Please make sure that your browser and computer can accept cookies from this site. For more information, click [View system requirements](#).

About PDF
Easygrants uses PDFs extensively. [Download the free Adobe Reader](#)

How to Submit a Pre-proposal through Easygrants

3. Choose “Apply for Funding”



4. Choose the Funding Opportunity called: ***Acres for America Fall 2017***


			Due Date
Grants			
<input checked="" type="radio"/>	Acres for America Fall 2017	www.nfwf.org/acresforamerica	4/13/2017 11:59 PM ET

5. Click “Continue”

6. Click “Apply”

How to Submit a Pre-proposal through Easygrants

7. Complete the **Eligibility Quiz** and click “Submit”, then “Continue”.

NFWF

Eligibility Quiz - Kimmy Shriner

Home

Eligibility Quiz

FAQ

Help

Log Out

Project Information

Due: 5/19/2016 11:59 PM ET

Shriner, Kimmy | Grants | Acres for America | Acres for America Fall 2016

Easygrants ID: 53476

Instructions

Answer each question below by selecting the **Yes** or **No** radio button, and click **Submit** to determine your eligibility to apply for this award. **All information is required.** If you partially complete and wish to return to complete this quiz later, be sure to save your data by clicking **Save**.

Have you read and do you understand the Program Guidelines for this Funding Opportunity, including any match requirements specific to the Funding Opportunity?

☐ No ☐ Yes

Can the reports and deliverables associated with any potential Foundation award for your project be published on the Foundation website?

☐ No ☐ Yes

Do you certify that you are authorized to submit this request for funding on behalf of your organization?

☐ No ☐ Yes

Upon submission of this page, you will see the outcome of your Eligibility Quiz. If you are eligible to apply for this award, you will have a corresponding To Do item on your Home page. If you do not wish to apply for this award at this time, click **Cancel**.


Important: Please proof your answers carefully. You will not be able to revise your answers after submitting.

Save

Cancel

Submit

8. Click on the “*Pre-proposal*” task on your Home page.

NFWF

My Tasks - Kimmy Shriner

My Tasks

My Grants

Profile

Apply For Funding

Home

Change Password

FAQ

Log Out

To access a task below, click the task name link in the Task column.

Apply for Funding


View All My Tasks

My Tasks

Easygrants ID	Primary Contact/PI	Task	Program Name	Funding Cycle Name	Status	Outcome	Due Date	
53476	Shriner, Kimmy	Pre-proposal	Grants	Acres for America Fall 2016	Incomplete	Pre-proposal Not Submitted	5/19/2016	View PDF

How to Submit a Pre-proposal through Easygrants

9. Click on links in left column to complete each section of your application (*Contact Info, Org Info, Project Info, Uploads, Matching Contributions*).

 **NFWF**

Main - Kimmy Shriner

Home

Main

Contact Information

Organization Information

Project Information

Uploads

Matching Contributions

Review and Submit

FAQ

Help

Log Out

Project Information

Due: 5/19/2016 11:59 PM ET

Shriner, Kimmy | Acres for America | Acres for America Fall 2016

Easygrants ID: 53476

Instructions

Click the page links on the left navigation bar, or in the summary below to view the pages where you will enter the information required for this submission. **Click Help for examples and instructions.** Click **Home** to return to your Home page. You may save and return to edit your information as many times as needed until you submit. Once you submit, you will no longer be able to make changes. [Click here to view Foundation Guidelines for this Funding Opportunity.](#)

Other useful links that will appear in the navigation bar at left include:

- **Home** brings you back to your Home page and out of this submission task.
- **FAQ** provides answers to common questions about the Foundation's proposal elements.
- **Help** provides guidance on both content and technical aspects related to completing many of the pages in the system.
- **Log Out** logs you out of the system.

Validation Summary

Page Name	Status
Organization Information	✗ Incomplete
Project Information	✗ Incomplete
Uploads	✗ Incomplete
Matching Contributions	✓ Complete

How to Submit a Pre-proposal through Easygrants

10. Uploads section (Pre-proposal Narrative and Project Map)

Pre-Proposal Narrative Template:

Download the “NFWF Pre-proposal Narrative Template”, complete offline, then upload.

Upload Checklist								
Upload Type	Required	Template	File Types Allowed	Max Uploads	Max File Size	Max Pages	Max Words	Max Characters
Pre-proposal Narrative	Yes	NFWF Pre-proposal Narrative Template	.doc, .docx, .pdf, .rtf	No Limit	16 MB	2	No Limit	No Limit
Project Site Map	Yes		.xls, .doc, .pdf, .rtf, .gif, .jpeg, .jpg, .docx	No Limit	16 MB	No Limit	No Limit	No Limit

Uploads

Pre-proposal Narrative

+ Add files...

Start upload

Cancel upload

Uploads

Pre-proposal Narrative

+ Add files...

Start upload

Cancel upload

Pre-proposal Narrative: Example Narrative.doc

174.08 KB

Start

Cancel

How to Submit a Pre-proposal through Easygrants

10. **Uploads** section (Pre-proposal Narrative and Project Map)

Project Site Map(s):

Uploads

Project Site Map

☒

+ Add files...

Start upload

Cancel upload

	Upload Type	Original File Name	Converted File Name	Status	Uploaded Date (Desc)	Uploaded By	Options
<input type="checkbox"/>	Pre-proposal Narrative	Example Narrative.doc	Example Narrative.pdf		4/6/2016	Shriner, Kimmy	<div>Edit</div> <div>Delete</div>

☐ Select All

[Reset All Selected](#)

[Delete All Selected](#)

Viewing Records 1 - 1 of 1

Page size 25

First | Previous | Next | Last

How to Submit a Pre-proposal through Easygrants

10. Uploads section (Pre-proposal Narrative and Project Map)

Project Site Map(s):


Uploads

Project Site Map

+ Add files...

Start upload

Cancel upload



Project Site Map: Example Map.jpg

9.22 MB

Start

Cancel

	Upload Type	Original File Name	Converted File Name	Status	Uploaded Date (Desc)	Uploaded By	Options
<input type="checkbox"/>	Pre-proposal Narrative	Example Narrative.doc	Example Narrative.pdf		4/6/2016	Shriner, Kimmy	<div>Edit</div> <div>Delete</div>

☐ Select All

Reset All Selected

Delete All Selected

Viewing Records 1 - 1 of 1


Page size 25

First | Previous | Next | Last

How to Submit a Pre-proposal through Easygrants

10. Uploads section (Pre-proposal Narrative and Project Map)

Project Site Map(s):

 Uploads

Project Site Map

+ Add files...

Start upload

Cancel upload

	Upload Type	Original File Name	Converted File Name	Status	Uploaded Date (Desc)	Uploaded By	Options
<input type="checkbox"/>	Project Site Map	Example Map.jpg	Example Map.pdf	Successfully validated and converted file.	4/6/2016	Shriner, Kimmy	<div>Edit</div> <div>Delete</div>
<input type="checkbox"/>	Pre-proposal Narrative	Example Narrative.doc	Example Narrative.pdf	Successfully validated and converted file.	4/6/2016	Shriner, Kimmy	<div>Edit</div> <div>Delete</div>

☐ Select All Reset All Selected | Delete All Selected

Viewing Records 1 - 2 of 2

Page size 25


First | Previous | Next | Last

11. Review & Submit section - make sure the status of all sections is complete (✅).

12. Review and save your completed proposal → View the PDF → Click “Submit”!

How to Submit a Pre-proposal through Easygrants

HELP!! Use the **Help** button or contact us via the information at the bottom of the page



NFWF

Main - Kimmy Shriner

Home

Main

Contact Information

Organization Information

Project Information

Uploads

Matching Contributions

Review and Submit

FAQ

Help

Log Out

Project Information

Due: 5/19/2016 11:59 PM ET

Shriner, Kimmy | (Test Org)

Grants | Acres for America | Acres for America Fall 2016

Acres Test Test

Easygrants ID: 53476

Instructions

Click the page links on the left navigation bar, or in the summary below to view the pages where you will enter the information required for this submission. **Click Help for examples and instructions.** Click **Home** to return to your Home page. You may save and return to edit your information as many times as needed until you submit. Once you submit, you will no longer be able to make changes. [Click here to view Foundation Guidelines for this Funding Opportunity.](#)

Other useful links that will appear in the navigation bar at left include:

- **Home** brings you back to your Home page and out of this submission task.
- **FAQ** provides answers to common questions about the Foundation's proposal elements.
- **Help** provides guidance on both content and technical aspects related to completing many of the pages in the system.
- **Log Out** logs you out of the system.

Validation Summary

Page Name	Status
Organization Information	✓ Complete
Project Information	✓ Complete
Uploads	✗ Incomplete
Matching Contributions	✓ Complete

For Technical assistance, please contact us via [e-mail](#) or phone 202-595-2497.

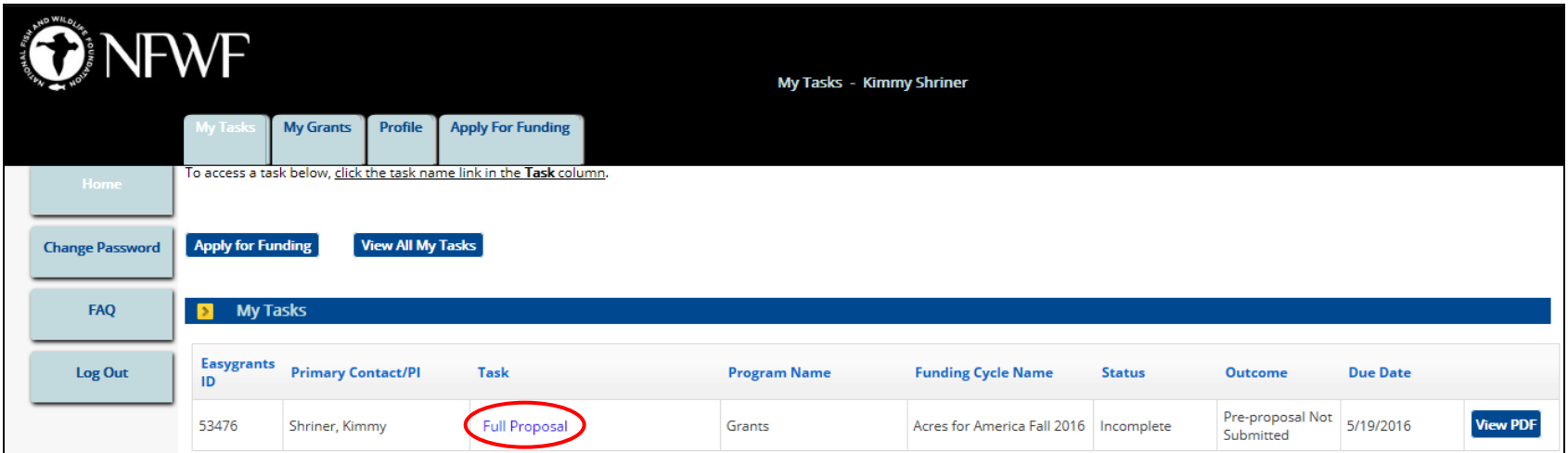
[Terms of Use](#)

[Download Adobe Reader](#)

Powered by [Easygrants™](#) v8.0.4

Full proposal stage in Easygrants

1. Click on the “**Full proposal**” task on Home page.



NFWF My Tasks - Kimmy Shriner

My Tasks My Grants Profile Apply For Funding

Home To access a task below, [click the task name link in the Task column.](#)

Change Password Apply for Funding View All My Tasks

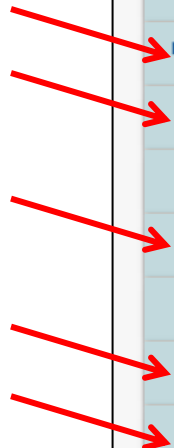
FAQ My Tasks


Log Out

Easygrants ID	Primary Contact/PI	Task	Program Name	Funding Cycle Name	Status	Outcome	Due Date	
53476	Shriner, Kimmy	Full Proposal	Grants	Acres for America Fall 2016	Incomplete	Pre-proposal Not Submitted	5/19/2016	View PDF

Full proposal stage in Easygrants

2. Click on links in left column to complete/update each section of your application.



 **NFWF**

Home

Main

Contact Information

Organization Information

Project Information

Project Location

Map

Uploads

Metrics

Matching Contributions

Budget

Permits and Approvals

Review and Submit

FAQ

Log Out

Project Information

Due: 2/16/2017 11:59 PM ET

Soil Conservation District, Lincoln County | (Lincoln County Soil Conservation District) Grants | Cumberland Plateau-Southern Appalachians Fund | Cumberland Plateau-Southern Appalachians Fund 2017

Instructions

Click the page links on the left navigation bar, or in the summary below to view the pages where you will enter the information required for the application. **for examples and instructions.** Click **Home** to return to your Home page. You may save and return to edit your information as many times as you want. Once you submit, you will no longer be able to make changes. [Click here to view Foundation Guidelines for this Funding Opportunity.](#)

Other useful links that will appear in the navigation bar at left include:

- **Home** brings you back to your Home page and out of this submission task.
- **FAQ** provides answers to common questions about the Foundation's proposal elements.
- **Help** provides guidance on both content and technical aspects related to completing many of the pages in the system.
- **Log Out** logs you out of the system.

Validation Summary

Page Name	Status
Contact Information	✓ Complete
Organization Information	✓ Complete
Project Information	✓ Complete
Project Location	✓ Complete
Map	✓ Complete
Uploads	✓ Complete
Metrics	✓ Complete
Matching Contributions	✓ Complete
Budget	✓ Complete
Permits and Approvals	✓ Complete
Peer Reviewers	✓ Complete

Full proposal stage in Easygrants

3. **Budget** section - Grant funds can only be applied to the property's purchase price.

Only fill out the “Other Direct Costs” category. Enter the number **1** in the “quantity” field, and the **total amount you are requesting from NFWF** in the “unit cost” field.

Budget

Collapse all

▶ Personnel

▶ Travel

▶ Equipment

▶ Materials and Supplies

▶ Contractual Services

▼ Other Direct Costs

▶ Indirect Costs

Total Direct Costs

Total Indirect Costs

Total Costs

\$0.00

\$0.00

\$0.00

\$0.00

\$0.00

\$200,000.00

\$200,000.00

\$0.00

\$200,000.00

\$0.00

\$200,000.00

Continue

Other Direct Costs

Type *Fee aquisition

Purpose *Land conservation

Unit of Measure

▶ Apply to Year(s)

Budget

Quantity1

Unit Cost\$200,000.00

Total Cost\$200,000.00

Save

Save and Close

Cancel

How to Submit a Pre-proposal through Easygrants

Acres for America TIP SHEET

- A **Tip Sheet** with step-by-step instructions for using Easygrants can be found on the [Acres for America](#) program page.



NFWF

Acres for America Pre-Proposal Tip Sheet

STARTING AN APPLICATION

When you are ready to begin the application process, go to www.nfwf.org/Easygrants.

- New users to the system will be prompted to register before starting their application.
- Existing users should log in using their e-mail address and password. If you have forgotten your password, Easygrants will e-mail one to you.
- Once you are logged in, click the **Apply for Funding** button, and select Acres for America from the list of "Available Funding Opportunities".
- Complete the Eligibility Quiz and Save and Submit your response.
- If you pass the Eligibility Quiz, Easygrants will return you to your personal Easygrants Home Page. From there, click on the Pre-Proposal for the Acres for America. Now you are ready to get started! If you do not pass the Eligibility Quiz, please contact the NFWF Program Contact identified in the RFP.

Take Note!

- **Pop-ups:** Easygrants uses pop-up windows to display some files. Please make sure your web browser allows for pop-ups. The internet browser pop-up blocker must be disabled prior to beginning the application process. You can also try holding the Shift or Control (CTRL) key when clicking the link.
- **Cookies:** Easygrants uses cookies to maintain the session information. Please make sure that your browser and computer can accept cookies.
- **PDF:** Easygrants uses PDFs extensively. Make sure you are able to use Adobe Reader.
- **SAVING AND SUBMITTING:** Once an application has been initiated, it may be saved and then modified and submitted at a later time, up to the application deadline of

How to Submit a Pre-proposal through Easygrants

TIPS & INFO

- ✓ Site proximity to a Walmart store is not considered in the review process.
- ✓ If you've never used Easygrants before, create your login *TODAY* and familiarize yourself with the system.
- ✓ Turn off your internet's pop-up blockers. Internet Explorer users will probably need to do this over and over.
- ✓ It is important that you discuss your ideas with fellow conservationists, agencies and funders, since their support will be critical in the full proposal stage.
- ✓ Feel free to contact NFWF regional office staff to discuss your project and potential conservation priorities in your area. Contact names are listed on RFP.
- ✓ The pre-proposal deadline is April 13. Only electronic pre-proposals submitted through Easygrants will be considered.
- ✓ Following a review period of about four weeks, appropriate pre-proposals will be selected and applicants will be invited to submit full proposals. The deadline for full proposals is June 29. Final funding decisions will be made by the National Fish and Wildlife Foundation's Board of Directors in November.

THANK YOU!

If you have any additional questions, please contact:

- Chris West, chris.west@nfwf.org
- Kimberly Shriner, kimberly.shriner@nfwf.org

