

National Fish and Wildlife Foundation
 Long Island Sound Futures Fund 2009 - Small Grants - Submit Final Programmatic Report (Activities)
 NFWF/Legacy Grant Project ID: 2009-0061-005
 Grantee Organization: The Connecticut Fund for the Environment, Inc.
 Project Title: Save the Sound Coastal Cleanup Program (CT)

Project Period 09/01/2009 - 08/31/2010
Award Amount \$6,000.00
Matching Contributions \$6,000.00
Project Location Description (from Proposal) Long Island Sound shoreline, Connecticut

Project Summary (from Proposal) Coordinate 70 cleanup events along the coastal and inland shores of Connecticut. Project will engage 1,750 volunteers in Save the Sound cleanup events including International Coastal Cleanup Day and National Estuaries Day.

Summary of Accomplishments The Coastal Cleanup Program at the Connecticut Fund for the Environment was an extremely effective program this grant period (9/01/09-8/31/10). We were especially successful in increasing our volunteer participation rate – up 59% from our 2008 Coastal Cleanup events. Overall, we coordinated 67 cleanup events throughout Connecticut, mobilizing 2,618 volunteers to participate and remove 15,475 pounds of litter from our coast. This included our 51 cleanup events around the International Coastal Cleanup Day on September 19, 2009. In total, we cleaned 59 miles of the Connecticut shoreline, including beaches and riverfronts.

Lessons Learned Our success this year was largely due to our ability to utilize strong connections with our members and the media (including social networking) to mobilize a large number of participants. Outreach activities, such as educational presentations to youth,,helped raise environmental awareness and create excitement about large cleanup events. Special events, such as scuba diving cleanups, and the use of social media, such as Facebook and Twitter, generated a lot of interest and excitement.

We have also learned that we need to provide support at all levels (encouraging e-mails, free t-shirts, more training) to our Cleanup Captains in order for them to effectively complete their cleanup events and accurately report back the data on amount of trash collected and miles of shoreline cleaned.

Conservation Activities	Recruit Cleanup Captains
Progress Measures	Other Activity Metric (Recruit 70 Cleanup Captains)
Value at Grant Completion	70
Conservation Activities	Coordinate cleanup events
Progress Measures	Other Activity Metric (Schedule and coordinate 70 cleanups)
Value at Grant Completion	67
Conservation Activities	Engage volunteers for cleanups
Progress Measures	Other Activity Metric (Engage 1750 volunteers)
Value at Grant Completion	2618
Conservation Activities	Hold cleanups around International Coastal Cleanup (ICC) Day
Progress Measures	Other Activity Metric (Hold 50 cleanups on or around ICC and National Estuaries Day)
Value at Grant Completion	51





















Coastal Cleanup

A Save the Sound Project

Marine debris along our shorelines is more than just an eyesore.

Trash on our beaches can have hazardous impacts on fish, wildlife and even local economies. Marine life becomes entangled in fishing line, nets and six-pack rings. Fish, birds and turtles mistake trash like Styrofoam, plastics and cigarette butts for food, which may eventually lead to starvation.

Marine debris weakens economies by sapping precious dollars from tourism and seafood industries. Long Island Sound contributes \$8 billion to the regional economy each year, and we'd like to keep it that way!

Save the Sound works to keep Long Island Sound healthy by bringing people together year-round for cleanup events of all kinds—from inland streams and coastal marshes, to parks and open beaches.



Corporate Cleanup Partners

- Whole Foods Market
- Timex Group
- Patagonia Westport
- Diageo North America
- Sequel US
- Patriot National Bank
- New Alliance Bank
- Marketing Drive
- Viridian Energy

Coastal Cleanup Supporters

- Boy Scouts of America
- United States Coast Guard Academy
- UCONN Dive Club
- Quinnipiac University
- National Charity League
- Yale Recycling
- Boston College Alumni Association
- Mystic Aquarium
- CT Community Boating
- CT/RI Coastal Fly Fishers
- Three Rivers Community College
- Mitchell College
- Builders Beyond Borders

International Coastal Cleanup (ICC)

Save the Sound is Connecticut's coordinator for Ocean Conservancy's yearly ICC, the world's largest volunteer effort of its kind. Every September, the ICC unites people from all over the world to rid our coastlines and waterways of trash. Coordinator since 2002, we organize over 50 beach and riverfront cleanups every fall.



Data from the ICC is compiled in Ocean Conservancy's annual report, featuring the world's only country-by-country and state-by-state breakdown of marine debris. In 2009, nearly 500,000 volunteers picked up over 7.4 million pounds of trash in 108 countries and 45 U.S. states.

Coastal Cleanups (cont.)

Get Involved Today!

There are two ways to volunteer: visit savethesound.org to locate a cleanup event near you (check back often because we are always adding new cleanups); or become a Cleanup Captain for your favorite site. Save the Sound will provide support and supplies for your own cleanup, including gloves, garbage bags, data cards, pencils, a decomposition rate chart, a first-aid kit, and Save the Sound stickers for your volunteers.



By the Numbers...

In addition to the ICC each fall, Save the Sound organizes dozens of cleanup events throughout the spring and summer. In the last five years, Save the Sound has brought together nearly 10,000 volunteers who have removed over 75,000 pounds of trash from 300 miles of Connecticut shoreline. Data collected from these cleanups is used in reports and to support litter-reducing legislation.

Corporate Sponsorship

Save the Sound's Corporate Sponsorship program offers Connecticut companies the opportunity to help protect our waterways and to be recognized for their efforts. Whether you would like a community service event for employees or a highly visible partnership, Save the Sound has sponsorship options that will ensure your customers and employees know that your company cares about Long Island Sound. For more information, please contact kbroatch@savethesound.org.



A program of
Connecticut Fund for the Environment

Save the Sound

a program of Connecticut Fund for the Environment
142 Temple St, 3rd Floor, New Haven, CT 06510
www.savethesound.org (203) 787-0646



CORPORATE CLEANUPS


Save the Sound also organizes *Employee Coastal Cleanup Days* for Connecticut companies on a pay-for-service basis. These are great ways for employees to give back to the community while breathing in some fresh air. Save the Sound provides all cleanup supplies and handles the logistics. A Save the Sound representative will give a presentation about marine debris and work alongside your group, taking photos that can be used for company websites and newsletters. A \$30 donation per employee (minimum of 15) helps cover costs associated with the cleanup. Connecticut Save the Sound for the Environment is a not-for-profit 501(c)(3) organization and donations are tax deductible.



JOIN US TODAY!



Corporate Sponsorship Program



Save the Sound,
a program of CFE
142 Temple Street, 3rd Floor
New Haven, CT 06510
(203) 787-0646, Ext. 113
www.savethesound.org

OUR MISSION

Save the Sound, a program of Connecticut Fund for the Environment, works to protect and improve the land, air and water of Connecticut and Long Island Sound. We use legal and scientific expertise and bring people together to achieve results that benefit our environment for current and future generations.

COASTAL CLEANUPS

Bringing people together is the key to achieving results. Through our coastal cleanup events, volunteers keep our shorelines and waterways healthy. Our year-round cleanups also create new environmental stewards along the way. In the last five years, Save the Sound has organized nearly 10,000 volunteers who removed more than 75,000 pounds of trash from 300 miles of Connecticut beach and riverfront.

CORPORATE SPONSORSHIP

Save the Sound's Corporate Sponsorship program offers Connecticut companies the opportunity to help protect our waterways and to be recognized for their efforts. Whether you would like a community service event for employees or a highly visible partnership, Save the Sound has sponsorship options that will ensure your customers and employees know that your company cares about Long Island Sound.

SPONSORSHIP LEVELS & BENEFITS

Beach Buddy—\$1,000

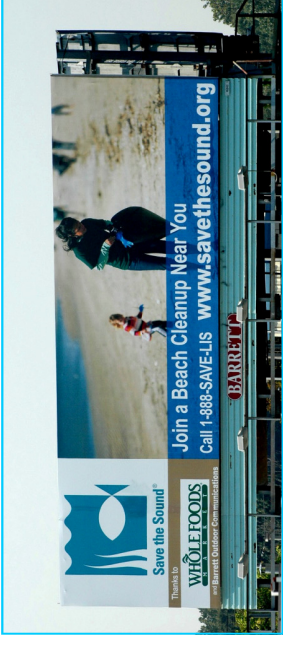
- ▶ Company logo in a Save the Sound newsletter (circ: 7,000)
- ▶ Credited in Save the Sound's Annual Report (circ: 7,000)
- ▶ Receive Save the Sound newsletters and e-mail alerts



Coastal Crusader—\$5,000


- ▶ Company logo on Coastal Cleanup T-shirt
- ▶ *Employee Coastal Cleanup Day* organized by Save the Sound
- ▶ Company profile in a Save the Sound newsletter (circ: 7,000)
- ▶ Prominent recognition on Save the Sound's website, Annual Report, a Save the Sound press release, and Facebook page
- ▶ Reusable Save the Sound water bottles and Coastal Cleanup Supporter decals for participants in employee cleanup
- ▶ Receive Save the Sound newsletters and e-mail alerts



SPONSORSHIP LEVELS & BENEFITS



Habitat Hero—\$10,000

- ▶ Company logo prominently displayed on Coastal Cleanup billboard (1-95)
- ▶ Prominent logo placement on Coastal Cleanup T-shirt
- ▶ *Employee Coastal Cleanup Day* organized by Save the Sound
- ▶ Company profile in Save the Sound newsletter (circ: 7,000)
- ▶ Prominent recognition on Save the Sound's website, Annual Report, a Save the Sound press release, and Facebook page.
- ▶ Reusable Save the Sound water bottles and Coastal Cleanup Supporter decals for participants in employee cleanup
- ▶ Receive Save the Sound newsletters and e-mail alerts





Thomas F. Holloway



Donald S. Strait

Message from the President and Executive Director

This was the year when Connecticut's environmentalists began to be taken seriously by people who worry most about the economy. For decades, environmental protection has been widely seen as only a cost to business and employment.

Now, business leaders are seeing mass transit as a workforce development measure they can't afford to ignore. Contractors and labor unions see sewage treatment plants as major construction projects capable of jump-starting stagnant profits and employment numbers. Architects and builders respond to burgeoning demand for low-impact and energy-efficient buildings as awareness grows of their health benefits and long-term savings in operating costs.

Just as business has begun to speak "our" language, we're learning from business, too. We still believe that resources like Long Island Sound must be defended for their own intrinsic worth. But we also know that we get more support for that defense when we point out that the Sound generates \$5.5 billion for our regional economy.

We can't sustain the environment unless the economy is sustainable, too. Look at less prosperous nations to see how poverty drives forest destruction, how slim margins pressure businesses to ignore public health and safety, how lack of financing renders government incapable of enforcing environmental laws.

Prosperous communities and businesses don't need to pollute to create wealth. In fact, a truly prosperous community counts the value of healthy air, clean water and green places along with factors like housing, incomes and business activity when it tallies up its wealth. Likewise, a truly sustainable community accommodates our necessary human pursuit of well-being and even wealth.

Connecticut Fund for the Environment is working to bring both kinds of sustainability together. We partner with business, labor and workforce organizations in the Transit for Connecticut coalition. Unions and the construction industry helped us win renewed investment in the Clean Water Fund. In November, we helped launch a collaborative effort to envision and work toward an employment-oriented environmental strategy.

These collaborative initiatives make our environmental movement stronger and more successful. But our core strength comes from our generous members and volunteers. People like you. As always, we are grateful for your critical support and rely on your support in the future.

Sincerely,
Thomas F. Holloway, *President*
Donald S. Strait, *Executive Director*

2009: Victories for Connecticut and Long Island Sound

Connecticut Fund for the Environment

January 6 – Bankrupt polluter and scofflaw **Atlantic Wire Company** of Branford agrees to pay **\$1.5 million in fines and \$900,000 to clean up damage** caused by repeated and deliberate discharges of acid and other toxics to Branford Harbor. Atlantic was the lone holdout among five firms CFE threatened to sue for **violations of the Clean Water Act** in 2007. In August of 2008 Atlantic declared bankruptcy after a court injunction finally forced it to end toxic discharges. In December, the company pleaded **guilty to two criminal charges** in U.S. District Court.

March 20 – The City of Bridgeport agrees to **end years of illegal sewage discharges** into Long Island Sound following CFE's 60-day Notice of Intent to Sue issued in January. In a Consent Order, the city admitted to nearly 1,000 sewage discharge violations since 2004. In that time, the plant **discharged 1.6 billion gallons of untreated sewage** into Long Island Sound. The order commits Bridgeport to implement recommendations from an independent auditor to resolve operation problems. CFE will monitor follow-through closely.

March 24 – CFE defends Connecticut's burgeoning renewable energy and energy efficiency industries as Governor Rell decides not to pursue a proposed \$50 million cut in Connecticut's annual investment in the state's **Clean Energy**



Fund. [Editor's note: unfortunately, the 2011-12 Connecticut budget does contain a substantial cut to the Fund.]

April 22 – Connecticut Fund for the Environment joins friends and partners at **15 Earth Day events across the state**, including the **UConn Earth Day Spring Fling** in Storrs and Yale's **Peabody Museum Earth Day** event in New Haven.

April 27 – Developers withdraw their application to build a golf course on **the pristine Yale Farm property** in Norfolk. CFE intervened in the permitting process to **protect important coldwater streams** that harbor **wild brook trout and other coldwater species** in the Blackberry River headwaters.

September 22 - The CFE-led coalition Transit for Connecticut wins a big victory as the state commits to using \$7 million in federal stimulus funding to buy **38 low-emission hybrid fuel buses** to serve high-volume public transit routes. The new equipment takes a roughly equal number of dirty diesel buses off Connecticut highways. Earlier in the legislative session, Transit for Connecticut also **headed off proposed bus fare hikes** that could have reversed recent gains in public transit ridership.

Forced a
sewage plant
to begin
cleaning up



Helped
neighbors
win cleaner
air



Won
limits on
stormwater
pollution



Saved a
major
migratory
fish run



October 1 – A new General Permit providing Connecticut's **first enforceable standards for stormwater runoff** from industrial sources goes into effect. **CFE intervened in the process** when Connecticut's Department of Environmental Protection originally proposed to simply extend the old and unenforceable General Permit. The new General Permit requires each affected firm to have a certified **Stormwater Pollution Prevention Plan** to use recognized **best practices** for stormwater reduction and to meet **specific benchmarks for stormwater discharges**.

November 18 – At a meeting convened and facilitated by CFE, Connecticut's major environmental groups gathered in Hartford to begin working toward a **shared employment-oriented environmental strategy**. Major investments in energy-efficiency, pollution control and mass transit can provide relatively **rapid re-employment** for thousands of workers. In the long term, those investments will **make Connecticut more economically competitive** by reducing our costs of living and doing business here and improving our quality of life.

November 19 – In a victory for residents of New Haven's **East Shore neighborhood**, power company PSEG agrees to permit conditions that will lead to both **cleaner air and new electric power** at the Harbor Station generating facility. Residents in the area breathe some of **Connecticut's most dangerous air**. Under the innovative agreement, negotiated with CFE's assistance, PSEG will add new gas-powered generators for peak demand but will limit use of diesel fuel to run older equipment. PSEG will also contribute **\$500,000 to offset PSEG emissions** by mitigating other sources of air pollution in the neighborhood. CFE helped pass the 2008 state law that required PSEG and other utilities to negotiate with city governments before building new plants in low-income neighborhoods.

Save the Sound

January 15 - Save the Sound will receive support from the Fairfield County Community Foundation to support **stormwater education initiatives**. The \$30,000 grant will help Save the Sound educate members of the in Fairfield County about the impacts of stormwater. The education campaign will show how **consumer choices** about lawn care, pet wastes, cars and household cleaners play a major role in **toxic and bacterial pollution** flowing to Long Island Sound. Save the Sound will also **support local government efforts to reduce stormwater pollution**.

January 25 – Save the Sound applauds a decision by the Connecticut Bond Commission to **approve \$135 million for Connecticut clean water projects** through the Clean Water Fund. The decision follows years of work by Save the Sound to win renewed investments in Connecticut's Clean Water Fund. The **projects will employ thousands** of construction workers in Connecticut and restore progress toward the key goals of **ending raw sewage discharges** to Long Island Sound and **eliminating Long Island Sound's low-oxygen "dead zones."**

March 6 – The **19th Annual Long Island Sound Citizens' Summit** brought 160 scientists, officials and environmentalists to

Bridgeport to look at how **our region's largest natural resource** connects to the **regional economy**. Connecticut Sen. Eileen Daily noted that all 20 million people living within 50 miles of the Sound benefit from the **\$5.5 billion in annual Sound-related economic activities**. Panelists explored the damage that water pollution does to tourism and fisheries as well as the **job creation and economic multiplier** effect from anticipated spending for major Clean Water infrastructure projects.

April 13 – In what might be the **final nail in Broadwater's coffin**, the U.S. Secretary of Commerce upholds a New York State decision denying the Broadwater offshore gas terminal project a crucial state certification. **Save the Sound has led popular and legal opposition** to Broadwater since it was proposed in 2005. Although federal energy officials eventually approved Broadwater, the tide turned against the project in 2008, when New York, relying in part on arguments and evidence provided by Save the Sound, determined that the project was **inconsistent with its long-term coastal management plan**. Save the Sound welcomes the decision and calls for **regional energy planning** to prevent threats from similar projects in the future.

April 18 – Save the Sound kicks off 2009's **Spring Cleaning** beach cleanup season with volunteer crews at beaches in Manchester, New Haven, Norwalk and Westport.

April 22 – Save the Sound **celebrates Earth Day on the beach** with Spring Cleaning beach events in Westport and Darien. **Timex USA** becomes chief sponsor for Save the Sound's new **Corporate Cleanup** program, engaging environmentally responsible firms and their employees in outdoor activity to care for Long Island Sound.

June 30 – Two key **habitat restoration projects** in Connecticut get a big boost with **an award of \$1.5 million** in economic stimulus funding from the National Oceanic and Atmospheric Administration. Save the Sound **seized the unanticipated opportunity** to bring these funds to Connecticut by accelerating plans to replace a blocked culvert impairing the **herring run in Bride Brook** at Rocky Neck State Park and to **install innovated tide gates on the West River** in New Haven to restore tidal flow. Save the Sound's proposal was one of just 50 approved nationwide.

September 19 – **Two thousand seven hundred and seventy one volunteers** covered more than 63 miles of Connecticut coastlines and riverfronts in our **2009 Connecticut Coastal Cleanup**, coordinated here by Save the Sound as part of the 24th annual International Coastal Cleanup, which mobilizes volunteers in more than 100 nations of the world. Altogether, our volunteers removed more than **21,500 pounds of trash** from beaches and waterfronts on or near the Sound.

October 3 – Under pressure from Save the Sound and the Attorney General, Connecticut officials **restore \$675,000 siphoned from the Long Island Sound Fund** to plug budget holes. In June, the state changed its policy so that as of July, motorist contributions for Preserve the Sound plates would no longer go to a designated fund for Sound projects, but would instead be added to the General Fund. **Save the Sound uncovered the potentially illegal transfer** of funds donated before July and asked the Attorney General for an opinion. Officials relented when the Attorney General advised state leaders that the transfer violated laws regarding donor intent.



CFE and Save the Sound Donor List 2009

This list includes gifts, grants, and pledges received from January 1 to December 31, 2009. Gifts received after December 31, 2009 will be listed in the 2010 Annual Report. We make every effort to be accurate. Please contact us if your name is not listed as it should be.

\$100,000 and Above

Anonymous
Newman's Own Foundation

\$50,000 to \$99,999

Anonymous
Crow Hill Foundation
Geoffrey C. Hughes Foundation
One Region Fund (at the New York Community Trust)
Sonia & Paul T. Jones II
Tortuga Foundation
G. Unger Vetlesen Foundation

\$20,000 to \$49,999

Anonymous (2)
Barbara O. David
Fairfield County Community Foundation
The John Merck Fund
M.L.E. Foundation, Inc.
Ms. Melissa Newman & Mr. Raphael Elkind
Vervane Foundation

\$10,000 to \$19,999

Anonymous
The Bridgemill Foundation
Carlson Family Foundation
Gryphon Fund
The Stewart & Constance Greenfield Foundation
Kayak for a Cause
Brooks M. Kelley, Ph.D.
Chester W. Kitchings Foundation
Melissa Anne Leonhardt Donor Advised Fund (at the Fairfield County Community Foundation)
Overhills Foundation
Barbara & Peter Setlow
Mrs. William B. Stoddard, Jr.
Sun Hill Foundation
The Werth Family Foundation
The Winston Foundation, Inc.

\$5,000 to \$9,999

Anonymous (3)
Irwin Belk Educational Foundation
Ms. Elizabeth Carabillo
Dalio Family Foundation, Inc.
Mabel Burchard Fischer Grant Foundation
Alexander Host Foundation
J & C & R Krediet Charitable Fund
Mr. Fred Krupp & Ms. Laurie Devitt
Ms. Marta Jo Lawrence
Mr. & Mrs. Philip H. Lodewick
Mr. Douglas McKeige
Jon & Katie Owsley
Mr. Robert F. Schumann
Strauss Foundation

\$1,000 to \$4,999

Anonymous (9)
Emily Aber & Robert Weschler
Mr. Richard D. Amerling & Ms. Mary C. Kelly
Mr. & Mrs. Benjamin M. Baker
Barakett Foundation
Mr. Paul Broder
Dr. Olive J. Brose
Mr. & Mrs. H.B. Bullard
Mr. and Mrs. S. Jeffrey Burt
Ruth Brown Foundation
Community Foundation for Greater New Haven
Peter & Diana Cooper
Louise & Edgar Cullman
Dancing Tides Foundation
Ms. Cheryl Dunson
Mr. Daniel Esty

Mr. & Mrs. Robert Falkenhagen
Ms. Barbara Newman Findlay
Mr. & Mrs. David Fins
Mrs. John B. Fisher
Sen. L. Scott Frantz
Mr. & Mrs. Alfred Fressola
Ms. Alison Geballe
Mr. & Mrs. Edward B. Goodnow
Eugene and Emily Grant Family Foundation

Robert & Gerry Hodes Family Fund
Frances & Thomas Holloway
W. Campbell Hudson III, Esq.
Dr. & Mrs. Michael Kashgarian
Mr. Paul S. Kempner
Mr. & Mrs. John C. Kennedy
Dr. Kiki Kennedy
Keitha Kinne
Ms. Kimberly J. Lake, Esq.
Mrs. Leslie Lee
Linville Family Foundation
Ruth Lord
Mr. Dan W. Lufkin
Mr. & Mrs. Peter L. Malkin
Mr. Crozer Martin
Mr. William B. McDowell
Mr. & Mrs. Edmond N. Morse
Mr. & Mrs. William F. Murdy
Norcross Wildlife Foundation
The Pakula Foundation
Ms. Heidi Palmer & Dr. Robert S. Kruger

Mrs. John W. Ritter, Jr.
Rivers Alliance of Connecticut
Mr. Frank H. Santoro, Esq. & Ms. Jane Cavanaugh
Mr. & Mrs. Daniel Scheuer
Amy Shapiro Scholarship Foundation

Ms. Melinda Scrivner
Mrs. Frances L. Snyder
Sheehan Family Foundation
Ms. Catherine H. Smith
Smith Foundation
M & H Sommer Foundation
Barry & Claudia Spaulding
Maxwell Lide Stanback Foundation
Ms. Diane B. Stoner
Mr. Donald S. Strait & Ms. Deborah Fins
Ms. Jody Strait
Mr. & Mrs. Chris Stroup
Ms. Celeste Suggs & Mr. Joel Zackin
Mr. Theodore L. Sullivan & Ms. Faith Taylor
Jane & Thomas Talamini
Tauck Foundation
Joop & Ellen Varekamp
Mr. Joel Whidden
Mr. & Mrs. Stephen Wiggins
Mrs. Joan Wister

\$500 to \$999

Mr. Mark S. Agnew
All Souls Unitarian Universalist Congregational Church
Anonymous (3)
Aria Foundation
Ms. Sybil Bernstein
Mr. John Bozzi & Dr. Catharine Arnold
Ms. Mary Jane Converse
Ms. Mary Coolidge
Mr. & Mrs. Matthew DeSalvo
Ms. Judi Friedman
Mr. David Geronmeus & Ms. Mitzi Lyman
Mr. & Mrs. Kelin E. Gersick
Guidice Family Fund
Woman's Club Greenwich Gardeners

Mr. Robert G. Ibbotson & Ms. Jody Sindelar
Mr. & Mrs. Paul Issac
Mr. Lionel Kaliff
Ms. Margaret Kilgore
Alan & Naomi Klotz
Eileen & Hal Kraus
Mr. Bun Lai
Ms. Michele Lamothe
Mr. Richard B. Larson
Mr. & Mrs. Roger Liddell
Mr. & Mrs. Joseph Mahoney
McCullough Foundation
Mellen Foundation
Drs. Roslyn & Jerome Meyer
Mr. & Mrs. John Millington
Mr. & Mrs. Stephen E. Milman
Ms. Alice Model
Mr. & Mrs. William F. Morrill
Mr. David I. Newton
Ms. Mary W. Parker
Mr. & Mrs. Gary R. Pettiti
Ms. Elizabeth M. Pfriem
Mr. & Mrs. Arthur G. Potts, Jr.
Resource Foundation
Ruscito Family Foundation
Rye Garden Club, Inc.
Ms. Suzanne S. Salomon
Mrs. Richard Scheuer
Ms. Nancy Seligson
Mr. & Mrs. Robert Smoler
Ms. Pamela P. Stoddard
Mr. & Mrs. Charles M. Strait
Moshe Sukenik & Nan Kurzman
Mr. & Mrs. Eric N. Thompson
Mr. & Mrs. William Wasch
Ms. Jeanne West
Mr. Michael B. Wiczorek & Ms. Lynette Prescott
Mr. & Mrs. Jack Yoskowitz
Ms. Nancy Zsiba

\$250 to \$499

Anonymous
Mr. R. Scott Asen
Ms. Lauren Baumann
Mr. & Mrs. Christopher Berman
Mr. & Mrs. Jon Bigelow
Mr. William M. Bloss
Dr. Michael B. Bracken
Mr. & Mrs. Stanford Brainerd
Mrs. Kathryn Brooks
CBET Foundation, Inc.
Mr. & Mrs. Paul Chelminski
Mr. Evan Collins
Ms. Maggie Daly
Darien Land Trust
Dr. Peter DeBell
Mr. R. Gordon Douglas
Dr. & Mrs. David Dressler
Mr. Joel L. Epstein & Ms. Arline B. Epstein
The First Congregational Church
Ms. Deborah Freedman & Mr. Ben Ledbetter
Ms. Kristin Frey
Mr. Brian Gaffney
B.B. Geyer Foundation
Mr. David Golub & Ms. Kathryn Emmett
Mr. & Mrs. Jeff Hendrickson
Hockanum River Linear Park Committee
Mrs. Margaret D. Hooker
Hortulus, Inc.
Ms. Suzanne C. Joffray
Ms. Laura Kaehler
Mr. & Mrs. Kenneth Katz
Mr. David Kirsch & Dr. Paula Kirsch
Ms. Patricia Kitchings
Mr. & Mrs. Michael P. Koskoff
Mr. & Mrs. David Kriss

Ms. Marian LaFollette
Ms. Terry Langevin & Mr. Douglas C. Muth
Law Office of Mark DellaValle
Ms. Patricia Lewy Horing
Mr. Stuart M. Low
Ms. Ruth Lowy
Ms. Beverley J. MacInnis & Mr. Frank T. MacInnis
Mr. & Mrs. James Manning
Ms. Carol A. Martin
Mr. & Mrs. Michael McNiff
Mr. Thomas G. Merrill & Ms. Mary Beth Forshaw
Ms. Kristin Kaulbach Miles & Mr. Christopher L. Miles
Gerrish Milliken Foundation
Mrs. Naomi Schiff Myers
Mr. Dennis A. Noe
Mr. S. James O'Connor
Mr. Frank Pannenberg
Mr. & Mrs. Thomas Passios
Ms. Catherine L. Pepe
Mr. William E. Phillips & Ms. Barbara E. Smith
Mr. & Mrs. Arnold Pritchard
Quadra Foundation, Inc.
Mr. & Mrs. Edward Raboy
Ms. Paula C. Resch
Mike & Faye Richardson
Ms. Mariya Rivera
Mr. John C. Rockwell
Ms. Jane Roth & Mr. Ed Pawlak
Mr. Charles Rothenberger
Ms. Ann Baker Salafia
Ms. Christie Salomon
Sasqua Garden Club
Mr. and Mrs. Frederick Schroeder
Mr. & Mrs. Howard Seife
Ms. Mary Siano
Mr. Michael D. Smith
Mr. & Mrs. Kurt Strasser
Mr. Robert Taplin
Ms. Lenora Tomporowski
Mr. & Mrs. John Vassallo
Ms. Eugenia M. Villagra
Nicholas & Katharine Weber
Mr. William O. Webster
Mr. & Mrs. Donald F. Wetherell
Ms. Sally Wetzler-Weintraub
Ms. Sarah Whittemore
Dr. David Wiemer
Mrs. Lammie Williams
Mr. & Mrs. Willard Wood

Corporations

Bank of America
Blakeslee Prestress, Inc.
Blue State Coffee
CCR, LLP
Diageo North America
ING Foundation
Patagonia Westport
Sequel International, Inc.
Timex Group USA, Inc.

In-Kind Contributions

Barrett Outdoor Communications

Bequests & Trusts

Estate of Barbara Girdler
Adele Clement Bequest

Legacy Society

The Legacy Society honors those who have included CFE in their estate plans.
Anonymous
Ms. Mary Jane Bates
Ms. Lynne Cohen
Ms. Mary Jane Converse
Ms. Prinnie Falkenhagen

Mrs. Joan Faust
Ms. Elizabeth Fischer
Mr. & Mrs. Charles Forman
Ms. Linda Giers
Mr. Thomas Holloway
Mr. & Mrs. Brooks M. Kelley
Mrs. Frederic Richards
Ms. Jean M. Richards
Mr. & Mrs. Jonathan Sonneborn
Ms. Beth Weinberger

Government Grants

ARRA grant, administered by NOAA, to restore fish passage and marsh habitat.
EPA – New England Region I, for the Long Island Sound Vision study.

We also thank Restore America's Estuaries and the National Oceanic and Atmospheric Administration (NOAA) for their financial support and technical expertise through the NOAA Community-Based Habitat Restoration Program.

Board Members

Thomas F. Holloway,
President
Barbara O. David,
Vice President
Ted Sullivan,
Vice President
Frank Hanley Santoro, Esq.,
Secretary
Catherine H. Smith,
Treasurer
Julie Belaga
Carroll W. Brewster
Daniel C. Esty, Esq.
Patricia T. Falkenhagen
Elizabeth P. Gilson, Esq.
N. George Host
W. Campbell Hudson, Esq.
Katherine Kennedy, M.D.
Bernard Kavalier
Kimberly J. Lake, Esq.
Leslie Lee
Christine Lodewick
Carol S. Stoddard
Diane B. Stoner
Kurt Strasser, Esq.
Barbara Surwilo, Ph.D.
Johan C. Varekamp, Ph.D.

Senior Staff

Donald S. Strait,
Executive Director
Julie Parr, *Director of Development*
Curt Johnson, *Senior Attorney and Program Director*
John Champion, *Senior Director of Finance and Administration*

CFE Statement of Financial Position 9.30.09

As of September 30, 2009

Assets

Current Assets

Cash and Cash Equivalents	\$273,438
Accounts Receivable	\$21,431
Grants Receivable	
Unconditional Promises to Give	\$236,804
Prepaid Expense	\$40,107
Total Current Assets	\$571,780

Noncurrent Assets

Cash and Cash Equivalents, long term	\$34,874
Marketable Securities	\$2,258,553
Furniture and Equipment, Net of Depreciation	\$32,340
Beneficial Interest in charitable lead unitrust	\$13,300
Beneficial Interest Remainder Trust	\$1,174,004
Beneficial Interest in perpetual trust	\$963,293
Total Noncurrent Assets	\$4,476,364

Total Assets \$5,048,144

Liabilities

Current Liabilities

Accounts Payable	\$38,777
Deferred Grant Support	\$35,798
Accrued Expenses	\$113,830
Total Current Liabilities	\$188,405

Net Assets

Unrestricted

For Current Operations	\$(54,593)
Board Designated Quasi-endowment	\$973,133
Temporarily Restricted	\$1,665,424
Permanently Restricted	\$2,275,775
Total Net Assets	\$4,859,739

Total Liabilities and Net Assets \$5,048,144

CFE Statement of Activities: FYE 9.30.09

Fiscal year ending September 30, 2009

	Temporarily Unrestricted	Permanently Restricted	Restricted	Total
Revenue				
Membership Fees and Contributions	\$822,775	\$1,043,049	\$2,000	\$1,867,824
Grants	\$435,175			\$435,175
Bequests	\$14,934			\$14,934
Interest and Dividends	\$94,721			\$94,721
Other	\$13,435			\$13,435
Net Assets Released from Restriction	\$936,488	\$(936,488)		\$—
Total Revenue	\$2,317,528	\$106,561	\$2,000	\$2,426,089
Expenditures				
Program Services	\$1,790,103			\$1,790,103
Management and General	\$306,651			\$306,651
Fundraising	\$252,458			\$252,458
Total Expenditures	\$2,349,212			\$2,349,212
Change in Net Assets before Other Changes				
	\$(31,684)	\$106,561	\$2,000	\$76,877
Other Changes				
Investment Gains and Losses	\$(36,082)			\$(36,082)
Reclassification of Earnings on Endowment	\$(97,603)	\$97,603		\$0
Increase (decrease) in Value of Trusts		\$85,000	\$(47,115)	\$37,885
Total Other Changes	\$(133,685)	\$182,603	\$(47,115)	\$1,803
Change in Net Asset	\$(165,369)	\$289,164	\$(45,115)	\$78,680

Message from the Treasurer

In 2009, Connecticut Fund for the Environment faced significant economic challenges. Early in the fiscal year, it became apparent that the revenue goals outlined in the budget were not going to be achieved. The declining national financial situation affected foundation awards and individual giving. The Board and staff responded in a variety of ways including a rollback on wages, suspension of employer 403 (b) match, across the board furloughs, reduced spending on consultants and a general reduction in spending on multiple expense lines.

While these measures were painful, the result was that no layoffs were required and the reduction in efforts to protect Connecticut's environment were minimized. By the end of the fiscal year, market conditions had improved significantly and the awarding of a NOAA grant as part of the national stimulus program had contributed to stabilizing the financial condition of CFE. Administrative and General expenses were 13% of operations and Fundraising expenses were 11%.

Board and staff continue to implement strategies that both contain costs and continue the important work of CFE. A long term financial planning initiative has been implemented by the Development Committee and an increased focus in securing Habitat projects and funds has been a focus of staff. These efforts will continue to add long term stability to the financial condition of CFE while, also, expanding organizational visibility and productivity.

Catherine H. Smith

Connecticut Fund for the Environment
142 Temple Street, Suite 305
New Haven, CT 06510
(203) 787-0646
protect@cfenv.org



Non-Profit
U.S. Postage
PAID
Permit No. 403
New Haven, CT



Final Programmatic Report Narrative

Instructions: Save this document on your computer and complete the narrative in the format provided. The final narrative should not exceed ten (10) pages; do not delete the text provided below. Once complete, upload this document into the on-line final programmatic report task as instructed.

1. Summary of Accomplishments

In four to five sentences, provide a brief summary of the project's key accomplishments and outcomes that were observed or measured.

The Coastal Cleanup Program at Connecticut Fund for the Environment was an extremely effective program this grant period (9/01/09-8/31/10). We were especially successful in increasing our volunteer participation rate – up 59% from our 2008 Coastal Cleanup events. Overall, we coordinated 67 cleanup events throughout Connecticut, mobilizing 2,618 volunteers to participate and remove 15,475 pounds of litter from our coast. This included our 51 cleanup events around International Coastal Cleanup Day and National Estuaries Day. In total, we cleaned 59 miles of the Connecticut shoreline, including beaches and riverfronts.

2. Project Activities & Outcomes

Activities

- Describe and quantify (using the approved metrics referenced in your grant agreement) the primary activities conducted during this grant.
- Briefly explain discrepancies between the activities conducted during the grant and the activities agreed upon in your grant agreement.

Through the Coastal Cleanup Program, Connecticut Fund for the Environment (CFE) organizes coastal cleanup events in the spring and fall every year in Connecticut. This program includes the International Coastal Cleanup annual event for which CFE is the state coordinator. The Coastal Cleanup Program provides supplies and brings together thousands of local volunteers, including student groups and corporate sponsors, to remove litter from our coastline as well as our waters.

During the National Fish and Wildlife Foundation grant period, we contacted over 70 past and new team Cleanup Captains and provided cleanup kits (including t-shirts) and technical assistance to support their specific cleanup projects. We utilized our e-mail contacts of 7,730 individual citizen activists and nearly 6,200 members region-wide to increase marine litter awareness and volunteer participation for our cleanup days and the International Coastal Cleanup event. We were also effective in using the media (through mentions in the newspapers such as the New Haven Register and New Haven Independent, significant air time with local radio and television stations, e-mails, and newsletters) and social networking tools (Twitter, Facebook, and blogging) to schedule cleanup days and to increase volunteer participation. Our partnership with Radio 104.1 and Live Nation on July 3, 2010 increased the number of participants on that day since all of the volunteers received free concert tickets for their time. In addition, we expanded our types of cleaning activities to include several kayaking days and one scuba diving event in Groton, Connecticut to retrieve riverine and marine litter.

For this grant period, the Coastal Cleanup Program coordinated 67 cleanup events at 53 sites in 20 cities throughout Connecticut. Of these events, 51 were scheduled around International Coastal Cleanup Day. Specifically, we partnered with over 60 student groups (including university groups from Quinnipiac and Yale) and local organizations and businesses. Our Coastal Cleanup staff members, Kierran Broatch and Chris Cryder, were also very effective in raising youth awareness on the effects of marine litter through several outreach presentations in the Connecticut public schools. Their work led to cleanups by the children, including an event with 150 students in the Hugh O'Brien Youth Leadership

program (HOBY), who not only collected 150 pounds of trash from Bridgeport, but also sent 150 letters to their Congressmen about the importance of land preservation in Connecticut.

Our efforts to increase volunteer participation in the cleanup events have been successful. The past two years, 2009 and 2010, have set CFE records for the number of volunteers and pounds of trash removed through the coastal cleanup activities. Our volunteer participation has continued to increase, leading also to a dramatic increase in the pounds of trash collected (increase of 43%) in Connecticut.

Our newly implemented Corporate Sponsorship program has also been an effective method of increasing local environmental and financial support. Specifically for this grant period, we partnered with six corporations and local businesses: Patriot National Bank, ACE Tempest, Viridian Energy, Diageo North America, Whole Foods Market, and Marketing Drive. Our partnerships with these businesses recruited approximately 100 employees who collected over 800 pounds of trash. Whole Foods Market was our lead corporate sponsor in 2010; they also donated 5% of their one-day sales from four of their Connecticut stores on June 30, 2010.

Outcomes

- Describe and quantify progress towards achieving the project outcomes described in your grant agreement. (Quantify using the approved metrics referenced in your grant agreement or by using more relevant metrics not included in the application.)
- Briefly explain discrepancies between what actually happened compared to what was anticipated to happen.
- Provide any further information (such as unexpected outcomes) important for understanding project activities and outcome results.

<u>Grant Period Goals</u>	<u>Outcomes</u>
Recruit 70 volunteer Cleanup Captains	Recruited 70 Coastal Cleanup Captains
Schedule/Coordinate 70 coastal cleanups in Connecticut	Coordinated 67 coastal cleanup events
Engage 1,750 volunteers to participate in cleanup events	Organized 2,618 volunteers to participate
Hold 50 cleanup events on or around International Coastal Cleanup (9/19/09) and National Estuaries Day (9/26/09)	Completed 51 cleanup events around International Coastal Cleanup Day and National Estuaries Day
Incorporate stormwater education and storm drain stenciling efforts in coastal cleanup events	Sent stormwater education materials (factsheets, visual aids) to Coastal Cleanup Captains and requested that Captains discuss stormwater pollution before cleanups
Clean 70 miles of Connecticut shoreline, including beaches and riverfronts	Cleaned 59 miles of the Connecticut shoreline

The Coastal Cleanup Program was very successful during this grant period. Overall, we recruited 70 Coastal Cleanup Captains to lead 67 cleanup events and we coordinated 2,618 volunteers who removed approximately 15,475 pounds of trash from 59 miles of Connecticut beaches and riverfronts. The number of volunteers that participated in coastal cleanups (2,618 participants) exceeded our expectations for this grant period. This is largely due to our effective methods in mobilizing volunteers: We diversified our types of cleaning days to include kayaking and scuba diving, and we utilized the media and our own member connections to partner with over 60 local organizations, student groups, and local businesses.

Because our Coastal Cleanup Program grew out of International Coastal Cleanup Day, we focus on scheduling events close to the annual, world-wide event day usually held in September. We were able to surpass our goal of completing 50 cleanup events around the annual event this year, and we assembled 1,872 volunteers to collect 12,573 pounds of trash. Our celebration of International Coastal Cleanup Day with outreach activities (such as presentations and establishing information booths in Whole Foods Market stores) also increased our membership and engaged more volunteers and corporate sponsors than previous years.

Although we recruited more volunteers than expected, they cleaned 59 miles of the Connecticut shoreline (versus the 70 miles that we had hoped in our grant proposal). This is likely due to three Coastal Cleanup Captains who have not

reported the number of miles their teams cleaned, despite our staff efforts to collect this data. In addition, we had a large number of youth volunteers this year; our youth participants generally require more time to collect litter.

During coastal cleanup events, we requested that Coastal Cleanup Captains also discuss stormwater runoff and pollution effects in addition to marine littering. Our integration of stormwater pollution during coastal cleanup events was an important expansion to our marine litter educational component, especially for our youth volunteers. However, we did not have enough staff members to attend all cleanup events or to incorporate the storm drain stenciling efforts during coastal cleanups this year. During ICC 2010 (which occurred after the grant period), we increased coastal cleanup participation by employees from all of our departments at CFE, as well as by our Board members. We plan to do this again in the future, which will enable us to increase our social messaging during presentations before coastal cleanup events.

3. Lessons Learned

Describe the key lessons learned from this project, such as the least and most effective conservation practices or notable aspects of the project's methods, monitoring, or results. How could other conservation organizations adapt their projects to build upon some of these key lessons about what worked best and what did not?

The Coastal Cleanup Program was successful this year largely due to our ability to utilize the strong connections with our members and the media (including social networking) to mobilize a large number of participants. Outreach activities, such as educational presentations to youth groups, were also important to raise environmental awareness and to create excitement about gatherings for large cleanup events. We have found that creating special cleanup events, such as scuba cleanups, as well as utilizing social media, such as Facebook and Twitter, increase volunteer awareness and participation rates, and would recommend that other conservation organizations with similar programs try these methods.

We have also learned that it is productive to coordinate cleanups at our habitat restoration projects. Not only do these events clean up the designated area, they are also an important opportunity to demonstrate our restoration activities for our volunteers and to show them how restoration projects – fish ladders, dune grass plantings, and so on – contribute to the ecology of local areas.

One of the most important lessons learned during our program this year was our need to continue to support and educate our Coastal Cleanup Captains. Although one of our Save the Sound/Coastal Cleanup staff members attended and educated the public at over half of the cleanup events scheduled, we did not have enough staff members to lead every cleanup event. Thus, we depend on our past Coastal Cleanup Captains to lead an event in the area they cleaned the previous year. It is more efficient with respect to cost and time to have these past Captains lead an event since they have already been trained by our staff. Although we are always looking to increase our number of Cleanup Captains, we have learned that we need to provide support at all levels (encouraging e-mails, free t-shirts, more training) to the Cleanup Captains in order for them to effectively complete the cleanup event and to accurately report back the figures on amount of trash collected and miles of shoreline cleaned.

4. Dissemination

Briefly identify any dissemination of lessons learned or other project results to external audiences, such as the public or other conservation organizations.

We rely on our Coastal Cleanup Captains to be the best educators and leaders of the volunteer groups they are directing to cleanup our shorelines. We provide training and materials (including posters and pamphlets on the effects of marine litter) to the Coastal Cleanup Captains so that they can distribute their knowledge to the other volunteers. In addition, when present, a CFE staff member always gives a short presentation on the goals of the Coastal Cleanup Program and important statistics on the rates of marine litter decomposition (for example, a glass bottle takes one million years to decompose). After the cleanup events, we upload videos and photos on our online Facebook and Youtube accounts as well as on our website (<http://ctenvironment.org/beach-cleanups.cfm>).

Our outreach and education activities on marine pollution are generally focused on raising youth awareness. After establishing partnerships before cleanup events, Coastal Cleanup staff members present to local organizations and schools to generate more youth involvement on scheduled cleanup days. By raising youth awareness of marine litter and

stormwater pollution, we hope to help children understand the many negative consequences of trash and to act upon this knowledge by not littering.

5. Project Documents

Include in your final programmatic report, via the Uploads section of this task, the following:

- 2-10 representative photos from the project. Photos need to have a minimum resolution of 300 dpi;
- report publications, GIS data, brochures, videos, outreach tools, press releases, media coverage;
- any project deliverables per the terms of your grant agreement.

POSTING OF FINAL REPORT: *This report and attached project documents may be shared by the Foundation and any Funding Source for the Project via their respective websites. In the event that the Recipient intends to claim that its final report or project documents contains material that does not have to be posted on such websites because it is protected from disclosure by statutory or regulatory provisions, the Recipient shall clearly mark all such potentially protected materials as “PROTECTED” and provide an explanation and complete citation to the statutory or regulatory source for such protection.*

Attached are ten photos from various coastal cleanup events throughout Connecticut and two media coverage articles (WTNH and The Resident). We are also uploading several brochures and factsheets: Coastal Cleanup Factsheet, Corporate Sponsorship Brochure, Stormwater Education Bulletin, and our 2009 Annual Report. Because we are unable to convert and upload a video file of the Hugh O’Brien Youth Leadership students’ cleanup event, we have attached the YouTube link on a separate document.



Save the Sound launches July clean-up

Updated: Saturday, 03 Jul 2010, 9:41 PM EDT
Published : Saturday, 03 Jul 2010, 9:33 PM EDT

New Haven, Connecticut (WTNH) - People hit the Long Wharf beach area in New Haven to clean up the coastline.

Save the Sound, a Connecticut Fund for the Environment organization, kicked off the Holiday Weekend Beach Cleanup over the 4th of July weekend.

The organization says its one of the many events it holds on the shore each year.

It also says Long Wharf is one of the many areas across the state that could use a little help.

"It's along one of the busiest stretches of highway in the nation," said Kierran Broatch, with Save the Sound. "So, it gets a lot of trash coming off the highway. And street vendors are selling food. So it can always use a cleanup."

Organizers say volunteers picked up more than 21,000 pounds of trash along a 63-mile stretch last year.

This year they're hoping collect even more.

[Click here to see the July calendar of Long Island Sound clean-ups.](#)

[The Resident](#)

“Protect The Pequonnock”

« [Kate The Great!](#)

[Waterford Community Comes Together for Local Hero!](#) »

[“Protect The Pequonnock”](#)

Wednesday, July 21st, 2010



A team of employees from Diageo Corporation, Norwalk, clean-up at Bunnell's Pond in Beardsley Park. The Pequonnock River is dammed in Bridgeport at the Bunnell's Pond Dam, forming Bunnell's Pond.

by Alexa Jaccarino

Most people don't realize that between the urban towns of Monroe, Trumbull and Bridgeport, runs the Pequonnock River, an amazing ecosystem that is an essential pathway for herring and other fish to migrate throughout their lives. River herring are migratory fish; they are born in the fresh water of the river, they migrate to Long Island Sound, and once they are mature and ready to spawn new fish, they must return to the Pequonnock.

Unfortunately, when the CT Department of Transportation (DOT) was realigning Routes 1 and 8 in Bridgeport, they installed a concrete apron in the river to prevent erosion. This now leaves a very shallow path of water for the herring to swim through which can lead

to fatal damage of the fishes scales and fins, as well as expose them as easy prey for waiting birds such as Black-Crowned Night Herons and even eagles. Continuing to lose the herring this way would have a serious effect on the ecosystem of the Pequonnock River.

Save the Sound's new initiative to "Protect the Pequonnock" is attempting to rehab the entire waterway as well as create a passageway in the concrete apron that will allow the fish to travel safely upstream.

The plans to create this passageway are completed and in cooperation with several organizations, including the National Fish and Wildlife Organization, almost all of the necessary funding was raised. The Pequonnock River Initiative is hoping to install a step pool fish ladder "comprised of a series of weirs and concrete pools through the center of the apron."

The step pool and weir structure would also maintain the DOT's initial intention to prevent erosion. The structure will take only a few months of construction to complete and if full funding is reached this fall, the Initiative is hoping to begin construction the summer of 2011.

Save the Sound and the Pequonnock River Initiative offer many opportunities for involvement from the community. Opportunities include directly becoming involved by heading up or joining a committee of the Initiative, or simply attending some of the awareness activities the organization presents; such as "river walks" where a guide will teach you about the river and identify areas to improve, river clean-ups and general public meetings to discuss the progress of the project.

Other ways to help protect our environment that these groups have created include, helping in invasive species (non-native plant) removal from the river, as well as storm drain stenciling (you've probably seen "No Dumping, Drains to the Sound" painted onto a storm drain or two—you can thank Save the Sound).

For more information or answers to any questions you may have regarding these issues, check out the Save the Sound or CT Fund for the Environment websites: www.savethesound.org, www.ctenvironment.org.

National Fish and Wildlife Foundation: Final Programmatic Report Narrative

YouTube video link of a coastal cleanup event with 150 Hugh O'Brien Youth Leadership students at Seaside Park, Bridgeport:

<http://www.youtube.com/watch?v=yo0B8sMR20Y>